

Champion®

The Dishwashing Machine Specialists

Project _____
 Item No. _____
 Quantity _____

UH-100B UNDERCOUNTER

STANDARD FEATURES

- Rinse Sentry – extends the cycle time to ensure 180°F final rinse.
- Built-in electric booster for 180°F final rinse water (standard 40°F or optional 70°F rise)
- Pumped drain
- Door safety switch
- Low-water tank heat protection
- Detergent and rinse aid pumps
- Quiet double-wall construction
- 15-3/4" door opening to accept larger wares, including trays
- Stainless steel top and side panels
- 141 second cycle
- Wash pump, 1 Hp motor
- Stainless steel construction
- Fill and dump
- Prime switch on control panel
- Automatic tank fill
- One year parts and labor warranty

UH-100B

Undercounter High Temperature Dishwashing Machine with Built-in Booster Heater

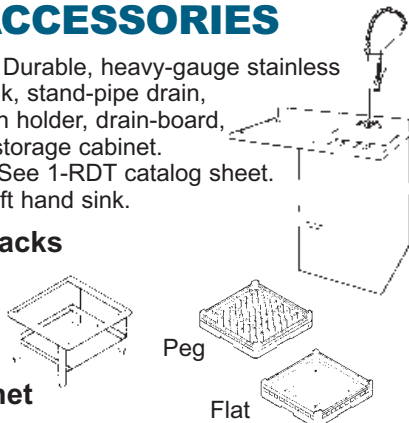
UH-100 Model without Booster Heater



NEW!

OPTIONS & ACCESSORIES

- 1-RDT Dish Table** Durable, heavy-gauge stainless steel dish table with sink, stand-pipe drain, removable scrap screen holder, drain-board, backsplash and lower storage cabinet. Sprayhose is optional. See 1-RDT catalog sheet. Specify right hand or left hand sink.
- Additional Dish Racks**
- 17" Rack Stand**
Stainless Steel
- 6" Leg Stand**
- 17" Storage Cabinet**
- 70°F Rise Booster**
- UH100 without Booster**



SPECIFIER STATEMENT

Specified unit will be Champion model UH-100B undercounter high temperature dishwashing machine with built-in booster heater.

Features 141 second total cycle, controls, Rinse Sentry, detergent and rinse aid pump, stainless steel top and side panels. Constructed of Type 304 stainless steel.

1 year parts and labor warranty.

Champion Industries, Inc.
 P. O. Box 4149, Winston-Salem, NC 27115
 Tel: 336/661-1556 Fax: 336/661-1979
www.championindustries.com

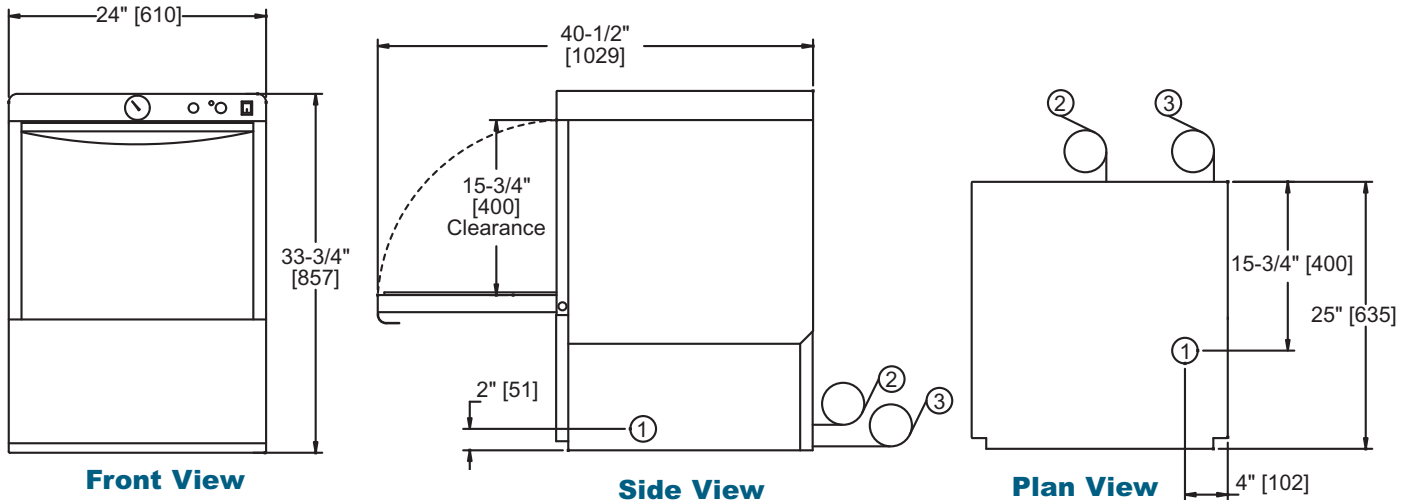
UH-100B

Undercounter High Temperature Dishwashing Machine with Built-in Booster Heater

Champion[®]
The Dishwashing Machine Specialists

Volume crated: **15 cu. ft.**
Shipping weight crated: **215 lbs.**

Dimensions shown in inches

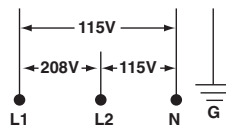


Utilities	
1 *Electrical	115/208-240/60/1; 3 wire + ground. Hard wiring required. (See boxes).
2 Water Connection	1/2" Supply. 140°F/60°C Min., hot water connection for 40°F/22°C rise booster; 110°F/43°C Min., hot water connection for 70°F/39°C rise booster; 6 ft. long, 1/2" I.D. flexible fill hose with 3/4" hose connector. Flow pressure: 25-95 psi.
3 Pumped Drain	5/8" I.D. flexible reinforced hose, 6 ft. long. Max. drain flow 15 US gpm. Max. drain height 3 ft.

Warning Plumbing and electrical connections should be made by qualified personnel who will observe all the applicable plumbing, sanitary and safety codes and the National Electrical Code.

UH-100B with 40°F/22°C Rise Booster

Elec. Specs.	Rated Amps	Minimum Supply Ckt. Conductor Ampacity	Maximum Overcurrent Protective Device
115/208/60/1	36	50	50
115/240/60/1	38	50	50



***Note:** Electrical supply service must be a 3-wire plus ground for connection as shown.

UH-100B with 70°F/39°C Rise Booster

Elec. Specs.	Rated Amps	Minimum Supply Ckt. Conductor Ampacity	Maximum Overcurrent Protective Device
115/208/60/1	48	60	60
115/240/60/1	51	70	70

UH-100 without booster 750 Watt tank heat	
Elec. Specs.	Rated Amps
115/60/1	12

SPECIFICATIONS

Capacity	Racks per hr. (NSF rated)	21
Motor horsepower	Wash	1
Water consumption	US Gal. per hr. (Max. use)	38
	US Gal. per rack	1.8
Temperatures °F/°C	Wash	150/66
	Rinse	180/82
Heating	Tank heat, electric (kW)	1.2
	Booster, elec., 40°F rise, kW	6
	Booster, elec., 70°F rise, kW	9
Time cycle in seconds	Wash	90
	Rinse	26
	Drain/fill	25
	Total cycle	141
Standard 20" x 20" rack complement	Dish	1
	Open	1